



# Prayer Stations

## At the Cross

Items needed:

- Paper
- Pens/Markers
- Basket/Trash Can



**Scripture:** Romans 5:8

**Overview:** Jesus is the Answer. When Jesus demonstrated His love by dying on the cross, He gave us the gift of Salvation. In this prayer station, children will learn that we are all sinners, and sin is what keeps us from having a relationship with God. Jesus is God's answer to sin. Jesus died on the cross for them, their friends and their family.


**Activity:** "Throw Away Your Sins"

Have the children write different types of sins on pieces of paper. Pray with the children against each sin and have them crumple up the papers. Using a trash can or basket, children will throw the sin away, tossing it like a basketball.

## Blessing Tower

Items Needed:

- Jumbo Legos
- Dry erase Markers



**Scripture:** Psalms 9:1

**Overview:** In Psalm 9, we are reminded of the goodness of God and how we should rightly respond to Him in worship and thankfulness. Through this prayer station, children will have a chance to show God how truly grateful they are for all the blessings He has given them.

**Activity:** "Count your blessings"

For each thing you are thankful for stack a block or lego. Say each blessing as you stack the blocks. Count how many blessings you can name. Who has the same blessings? Who has different blessings?

\*For older kids they can write the prayer on legos with dry erase markers.

## Healing Board

Items Needed:

- Poster Board heart
  - torn in two
- bandaids
- markers



**Scripture:** Psalm 147:3

**Overview:** Jesus can heal sick people. Praying for others is a skill that will teach our children compassion, empathy and selflessness. Through this prayer station children will learn that Jesus is God's son and holds the power to heal the sick. As your child prays for others it will active an expectancy that God can and will heal.


**Activity:** "Healing Board"

God can heal the brokenhearted. He puts bandages on their wounds. Have children write names of people that need a healing on the bandaids. Then they can use them to put the heart back together as they pray for the people who need a healing.

## Spiritual Rocks

Items Needed:

- Rocks
- Markers



**Scripture:** John 17:9

**Overview:** Throughout the word of God we are commanded to pray for those who are in authority over us. Through this prayer station, children will learn to identify those in their lives whom they should be praying for, and how to pray for the person who is their 'Spiritual Rock.'

**Activity:** "Spiritual Rocks"

Each child will name the Spiritual Rocks in their lives. Spiritual Rocks are leaders, discipplers, and those who are strong in their walk with God, and can teach and guide the children in their own walk with God. The children will begin to pray for those individuals.



# Prayer Stations cont'd.

## M&m's Prayer

Items needed:

- M&M's one of each color in bags



**Scripture:** John 17:9-10

**Overview:** There are so many things and people in this world that need the power of prayer! In this prayer station, children will learn how to put prayers in a simple day to day way using only M&M's.


**Activity:** "Mini Meditations p=Prayer"

Give each child a bag of M&M's (one of each color). have them grab a color and each color will represent a type of prayer. For example: Red - the sick, Orange - someone in your church, etc.

## Static Prayers

Items Needed:

- Balloons
- Pens/Markers
- Tissue Paper



**Scripture:** James 4:8

**Overview:** At times, we can feel like our prayers are insignificant or unimportant. Especially when people are praying against things like: sickness, poverty, addiction, etc. In this prayer station, children will learn that every prayer is important to God and no prayer is bigger or smaller than another's.

**Activity:** "Cling to Him"

Blow up a few balloons and set out small squares of tissue paper in various colors. Have kids each take a square and write or draw a prayer request on it. Next, tell them to rub the square on their hair or clothes and attach it to a balloon. When everyone's finished, talk about the power of prayer and how it helps us cling to God.

## Take What you Need

Items Needed:

- Envelopes/Bins
  - labeled with fruits of the spirit
- poster board (optional)
- slips



**Scripture:** Galatians 5:22

**Overview:** In life we can feel like we are not enough, or even like we are not good enough. In this prayer station, children will learn that He has given us every tool we need - we just need to activate them.

**Activity:** "Take What you Need"

Using envelopes that you can attach to posterboard/bins, label each with a fruit of the Spirit. Print out a bunch of slips containing Bible verses for each trait and put them in the appropriate spots. Have children select verses from any (or all!) of the areas.

## Fantastic Fizz

Items Needed:

- 2 cups
  - 2 per child or 2 for group illustration
- water
- sparkling water
- alka-seltzer tablets



**Scripture:** James 5:16

**Overview:** God wants people who follow Him with excitement! In this prayer station, children will learn that God desires a radical and exciting relationship with them.

**Activity:** "Fizzy Forgiveness"

Showing the children the reaction of putting seltzer tablets in regular water versus sparkling water ask them what they feel when they see each one. Ask them which makes them feel most excited. Then encourage them to pray for something that they think would make God feel that excited.